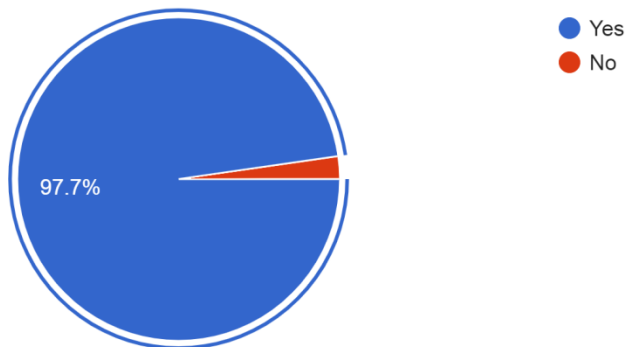


FEEDBACK ANALYSIS REPORT

We are collecting feedback from our students personally. We have designed a special feedback form on curriculum development. We are also collecting feedback from students on 'Faculty performance and subject review'. We started collecting curriculum feedback from Academic Year 2016-17.

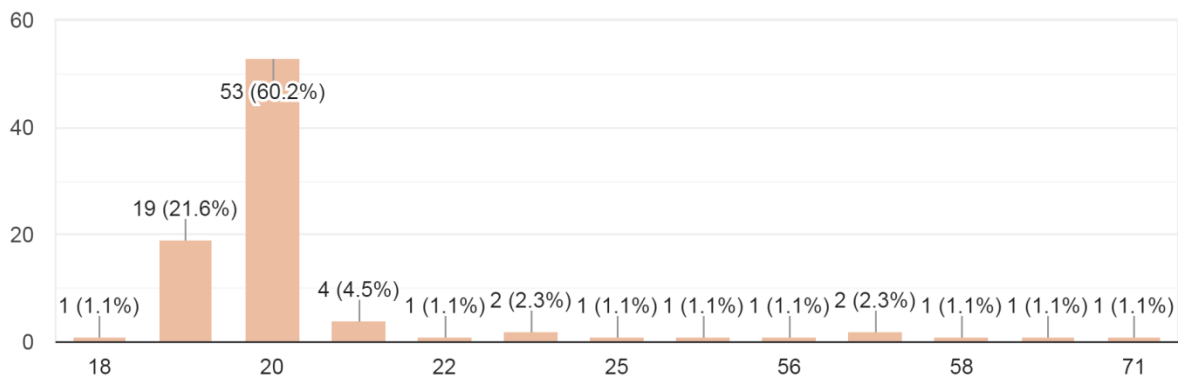
1. Please confirm this is the first and only time you answer this survey.

88 responses



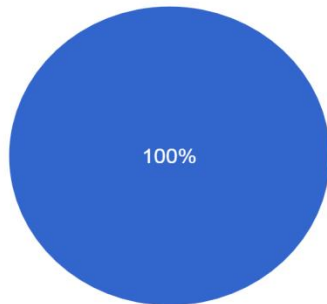
2. Age

88 responses



3. College Name

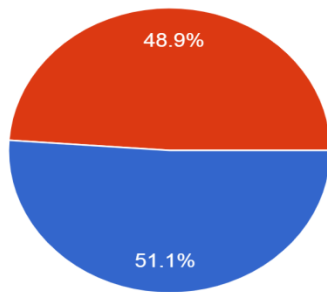
88 responses



● Acharya Tulsi National College of Commerce

4. Gender

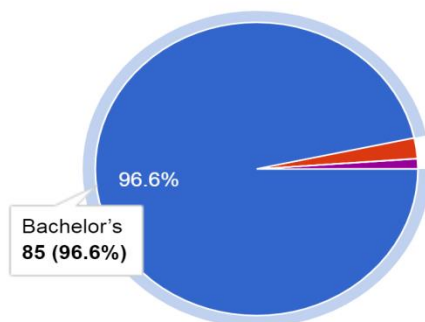
88 responses



● Female
● Male

5. What degree program are you pursuing now

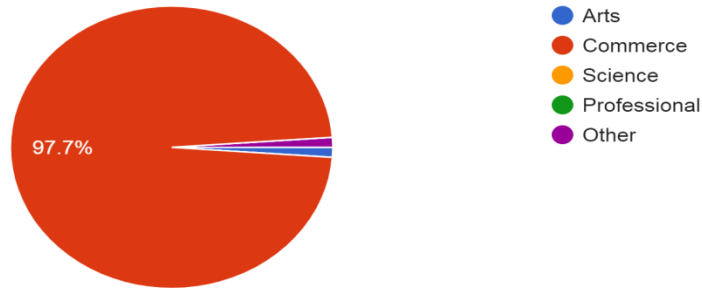
88 responses



● Bachelor's
● Master's
● MPhil
● Doctorate
● Other

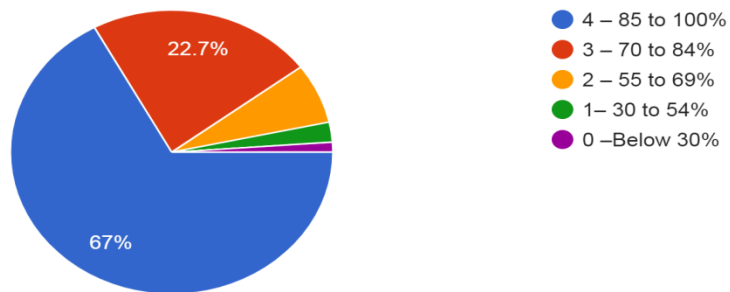
6. What subject area are you currently pursuing

88 responses



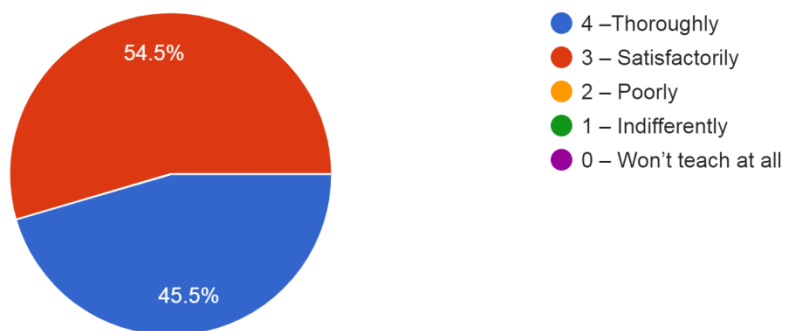
7. How much of the syllabus was covered in the class

88 responses



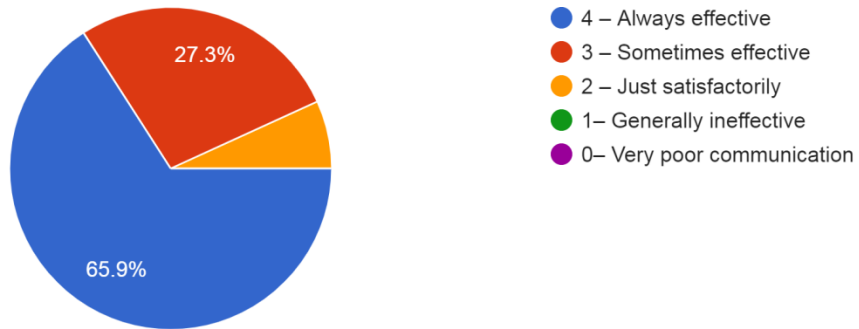
8. How well did the teachers prepare for the classes

88 responses



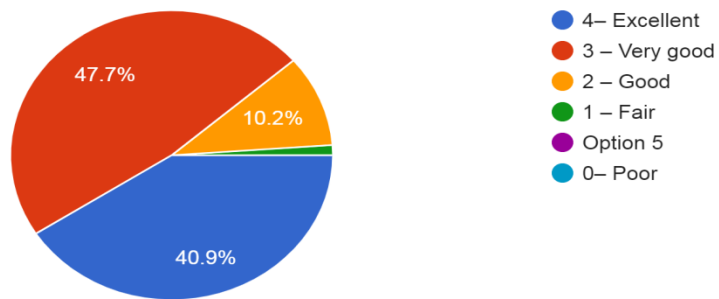
9. How well were the teachers able to communicate

88 responses



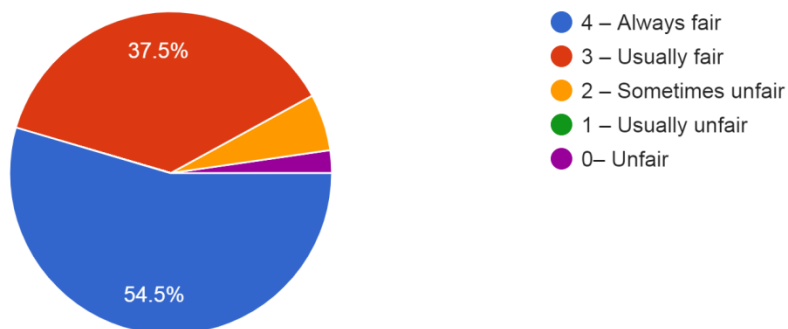
10. The teacher's approach to teaching can best be described as

88 responses



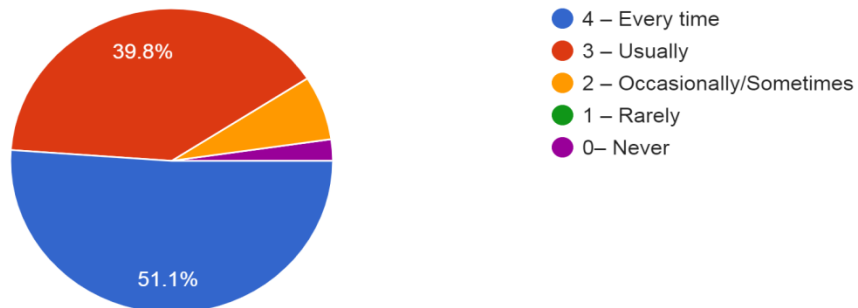
11. Fairness of the internal evaluation process by the teachers.

88 responses



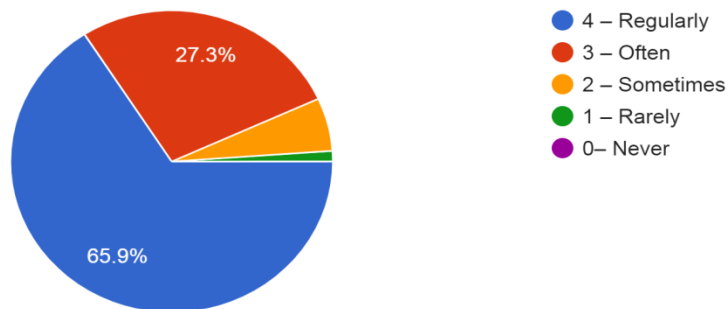
12. Was your performance in assignments discussed with you

88 responses



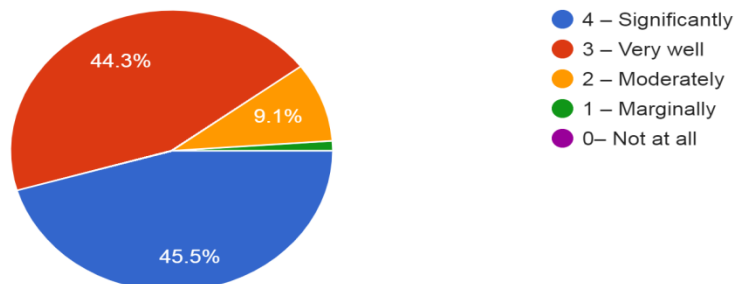
13. The institute takes an active interest in promoting internship, student exchange, field visit opportunities for students.

88 responses



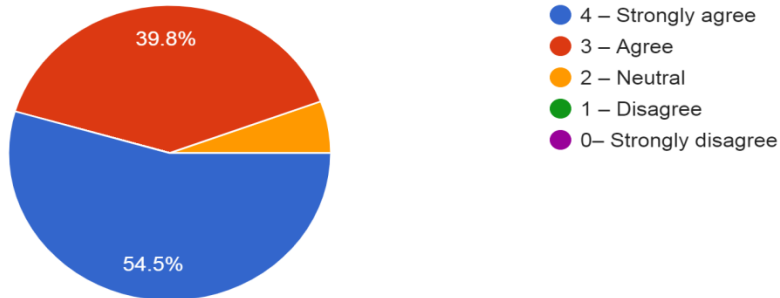
14. The teaching and mentoring process in your institution facilitates you in cognitive, social and emotional growth

88 responses



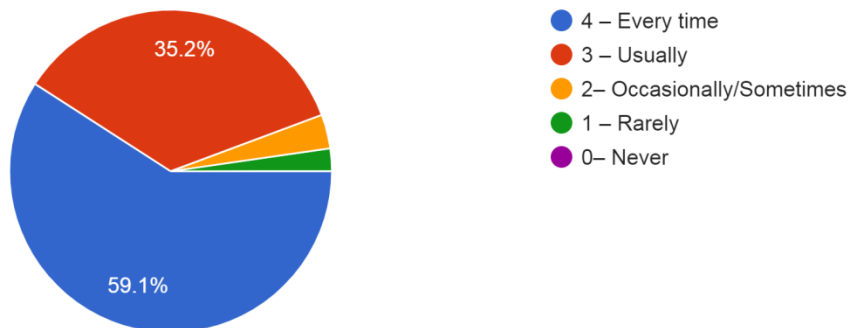
15. The institution provides multiple opportunities to learn and grow.

88 responses



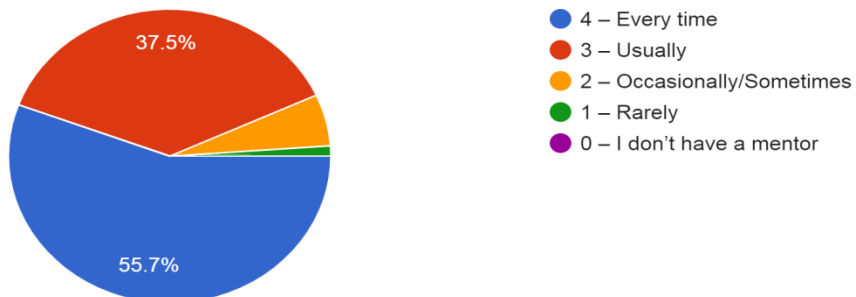
16. Teachers inform you about your expected competencies, course outcomes, and programme outcomes.

88 responses



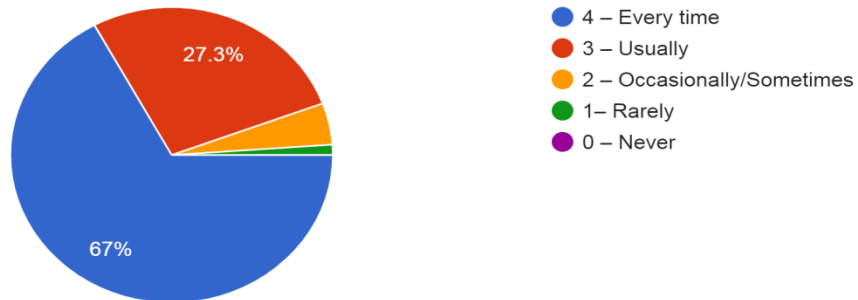
17. Your mentor does a necessary follow-up with an assigned task to you.

88 responses



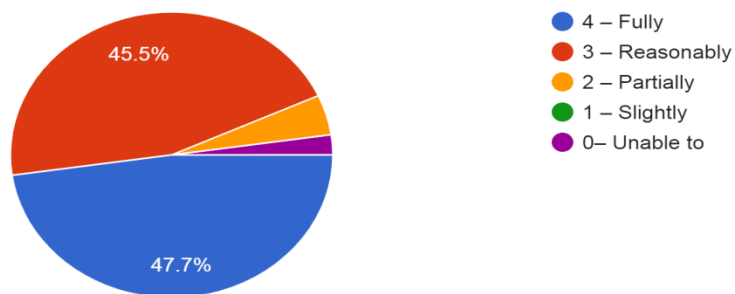
18. The teachers illustrate the concepts through examples and applications.

88 responses



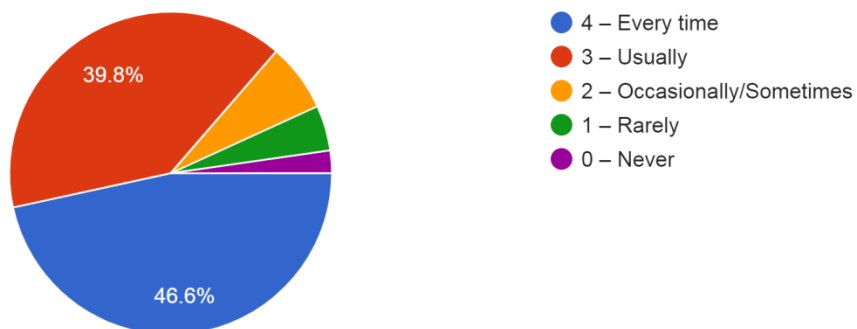
19. The teachers identify your strengths and encourage you with providing right level of challenges

88 responses



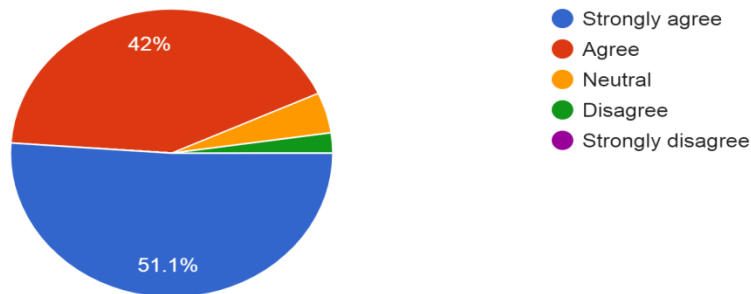
20. Teachers are able to identify your weaknesses and help you to overcome them.

88 responses



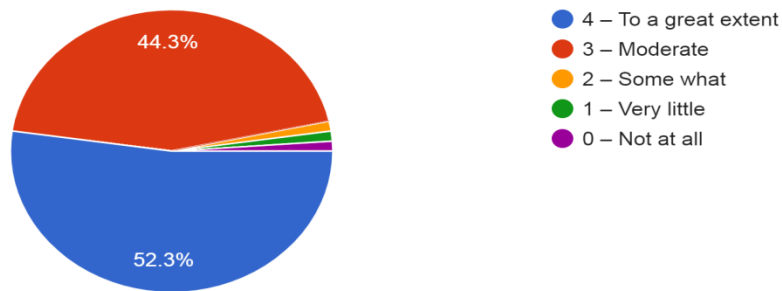
21. The institution makes effort to engage students in the monitoring, review and continuous quality improvement of the teaching learning process

88 responses



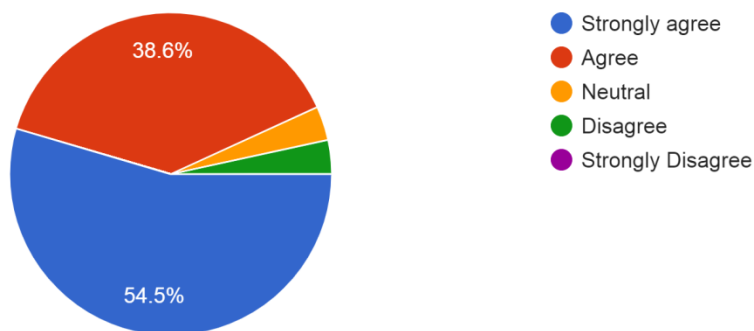
22. The institute/ teachers use student centric methods, such as experiential learning, participative le...gies for enhancing learning experiences

88 responses



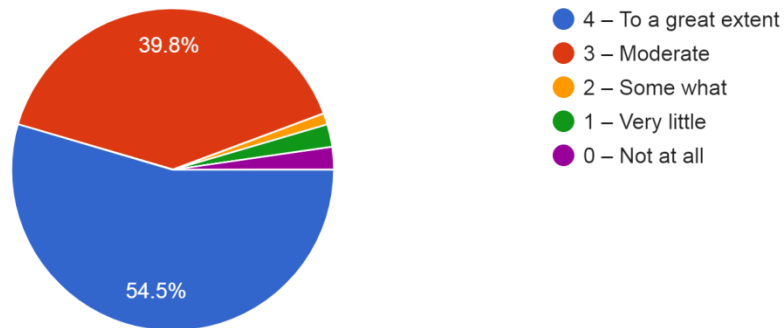
23. Teachers encourage you to participate in extracurricular activities.

88 responses



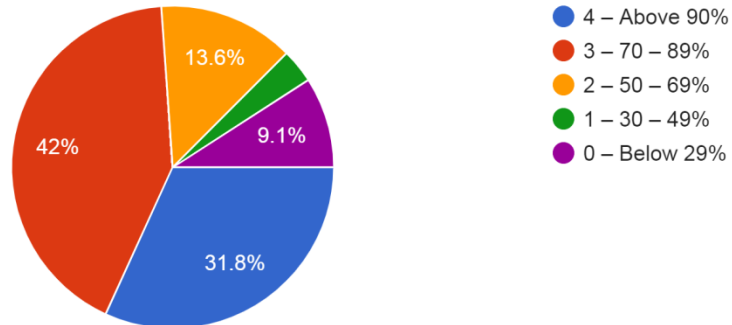
24. Efforts are made by the institute/ teachers to inculcate soft skills, life skills and employability skills to make you ready for the world of work.

88 responses




25. What percentage of teachers use ICT tools such as LCD projector, Multimedia, etc. while teaching.

88 responses



Overall Feedback analysis:

The various graphs the different views expressed by present students in regard to their perception of quality in an educational institution. The student feedback on the faculty members of the department is very good. Students are very much satisfied with the faculty members in respect of completion of syllabus, teaching learning process, facilities and teaching quality and services.



**INational Assessment and Accreditation Council (NAAC)
Student Satisfaction Survey
Key Indicator - 2.7.1
Under Criterion II of Teaching – Learning and Evaluation**

Guidelines for Students

NAAC (National Assessment and accreditation council) is conducting a Student Satisfaction Survey regarding Teaching – Learning and Evaluation, which will help to upgrade the quality in higher education. A student will have to respond to all the questions given in the following format with her/his sincere effort and thought. Her/his identity will not be revealed.

A) Please confirm this is the first and only time you answer this survey.

- a) Yes b) No

B) Age: C) College Name:

D) Gender: a) Female b) Male c) Transgender

E) What degree program are you pursuing now?

- a) Bachelor's b) Master's c) MPhil
d) Doctorate e) Other

F) What subject area are you currently pursuing?

- a) Arts b) Commerce c) Science
d) Professional e) Other

Instructions to fill the questionnaire

- All questions should be compulsorily attempted.
- Each question has five responses, choose the most appropriate one.
- The response to the qualitative question no. 21 is student's opportunity to give suggestions or improvements; she/he can also mention weaknesses of the institute here. (Kindly restrict your response to teaching learning process only)

Criterion II – Teaching–Learning and Evaluation

Student Satisfaction Survey on Teaching Learning Process

Following are questions for online student satisfaction survey regarding teaching learning process.

1. How much of the syllabus was covered in the class?
 - 4 – 85 to 100%
 - 3 – 70 to 84%
 - 2 – 55 to 69%
 - 1– 30 to 54%
 - 0 –Below 30%

2. How well did the teachers prepare for the classes?
 - 4 –Thoroughly
 - 3 – Satisfactorily
 - 2 – Poorly
 - 1 – Indifferently
 - 0 – Won't teach at all

3. How well were the teachers able to communicate?
 - 4 – Always effective
 - 3 – Sometimes effective
 - 2 – Just satisfactorily
 - 1– Generally ineffective
 - 0– Very poor communication

4. The teacher's approach to teaching can best be described as
 - 4– Excellent
 - 3 – Very good
 - 2 – Good
 - 1 – Fair
 - 0– Poor

5. Fairness of the internal evaluation process by the teachers.
- 4 – Always fair
 - 3 – Usually fair
 - 2 – Sometimes unfair
 - 1 – Usually unfair
 - 0– Unfair
6. Was your performance in assignments discussed with you?
- 4 – Every time
 - 3 – Usually
 - 2 – Occasionally/Sometimes
 - 1 – Rarely
 - 0– Never
7. The institute takes active interest in promoting internship, student exchange, field visit opportunities for students.
- 4 – Regularly
 - 3 – Often
 - 2 – Sometimes
 - 1 – Rarely
 - 0– Never
8. The teaching and mentoring process in your institution facilitates you in cognitive, social and emotional growth.
- 4 – Significantly
 - 3 – Very well
 - 2 – Moderately
 - 1 – Marginally
 - 0– Not at all
9. The institution provides multiple opportunities to learn and grow.
- 4 – Strongly agree
 - 3 – Agree
 - 2 – Neutral
 - 1 – Disagree
 - 0– Strongly disagree

10. Teachers inform you about your expected competencies, course outcomes and programme outcomes.

- 4 – Every time
- 3 – Usually
- 2 – Occasionally/Sometimes
- 1 – Rarely
- 0 – Never

11. Your mentor does a necessary follow-up with an assigned task to you.

- 4 – Every time
- 3 – Usually
- 2 – Occasionally/Sometimes
- 1 – Rarely
- 0 – I don't have a mentor

12. The teachers illustrate the concepts through examples and applications.

- 4 – Every time
- 3 – Usually
- 2 – Occasionally/Sometimes
- 1 – Rarely
- 0 – Never

13. The teachers identify your strengths and encourage you with providing right level of challenges.

- 4 – Fully
- 3 – Reasonably
- 2 – Partially
- 1 – Slightly
- 0 – Unable to

14. Teachers are able to identify your weaknesses and help you to overcome them.

- 4 – Every time
- 3 – Usually
- 2 – Occasionally/Sometimes
- 1 – Rarely
- 0 – Never

15. The institution makes effort to engage students in the monitoring, review and continuous quality improvement of the teaching learning process.

- 4 – Strongly agree
- 3 – Agree
- 2 – Neutral
- 1 – Disagree
- 0 – Strongly disagree

16. The institute/ teachers use student centric methods, such as experiential learning, participative learning and problem solving methodologies for enhancing learning experiences.

- 4 – To a great extent
- 3 – Moderate
- 2 – Some what
- 1 – Very little
- 0 – Not at all

17. Teachers encourage you to participate in extracurricular activities.

- 4 – Strongly agree
- 3 – Agree
- 2 – Neutral
- 1 – Disagree
- 0 – Strongly disagree

18. Efforts are made by the institute/ teachers to inculcate soft skills, life skills and employability skills to make you ready for the world of work.

- 4 – To a great extent
- 3 – Moderate
- 2 – Some what
- 1 – Very little
- 0 – Not at all

19. What percentage of teachers use ICT tools such as LCD projector, Multimedia, etc. while teaching.

- 4 – Above 90%
- 3 – 70 – 89%
- 2 – 50 – 69%
- 1 – 30 – 49%
- 0 – Below 29%

20. The overall quality of teaching-learning process in your institute is very good.

4 –Strongly agree

3 – Agree

2 – Neutral

1 – Disagree

0 – Strongly disagree

21. Give three observation / suggestions to improve the overall teaching –
learning experience
in your institution.

a)

b)

c)

